







Inductors

VHF chokes
Selection guide, General

Date: October 2008

VHF chokes

Selection guide

	I_R	L_R	Dimensions (mm)		Features	Type
	A	μH	$d_{\text{max}} \times I_{\text{max}}$	Min. LS ¹⁾		
	0.15 ... 4	1 ... 80	5.0 × 15	17.5	Central axial leads, carbonyl iron core, single-layer winding, taped	B82131
	0.15 ... 4	2 ... 160	5.5 × 20	22.5		B82132
	0.15 ... 4	5 ... 350	7.5 × 25	27.5		B82133
	0.15 ... 3	12 ... 420	7.5 × 30	32.5		B82134
	0.1 ... 6	7 ... 1200	6.0 × 26 6.5 × 26 7.0 × 26 7.5 × 26	30	Central axial leads, ferrite core, single-layer winding, taped	B82111E
	2 ... 10	3 ... 25	7.0 × 24	—	Axial leads, winding ends brought out as leads, ferrite core	B82111B
			7.5 × 24			
			6.0 × 29...			
			7.5 × 29			
	0.2 ... 2	120 ... 3900	10 × 32	35	Central axial leads, ferrite core, multilayer winding high inductance values	B82500
			8.5 × 34...			
	1	—	6.5 × 15	—	Axial leads, chokes with 6-aperture core, for broadband RFI suppression	B82114
			6.7 × 15			

In addition to these standard choke series, customized designs – consisting of a self-supporting winding with a ferrite core cemented into them and without insulating sleeves, are available.

1) LS = lead spacing

Overview

EPCOS VHF chokes are leaded EMI suppression chokes with insulating sleeves. Their outstanding feature is their compact size.

- B82131 ... 134 types are available in four different sizes. They consist of a cylindrical carbonyl iron core with the leads cemented in place. The single-layer winding is connected to the leads using a high-temperature solder.
- The B82111E design has the same construction, except that it has a ferrite core.
- For higher rated currents, type B82111B, consisting of an enamel copper wire coil with a ferrite core cemented into it, is available (in three different sizes).
- B82500, which is manufactured with a low-capacitance multilayer winding, is used to achieve high inductance values.
- For broadband EMI suppression in the frequency range 50 ... 200 MHz, VHF chokes with six-aperture ferrite cores are available.

In addition to these standard choke series, customized designs – consisting of a self-supporting winding with a ferrite core cemented into them and without insulating sleeves, are available.

Typical applications

On account of their insulating sleeves, VHF chokes are predestined for line voltage applications.

They are required for

- Blocking and filtering high frequencies
- Suppression of EMI interference in small appliances
- Decoupling in telecommunications and entertainment electronics