

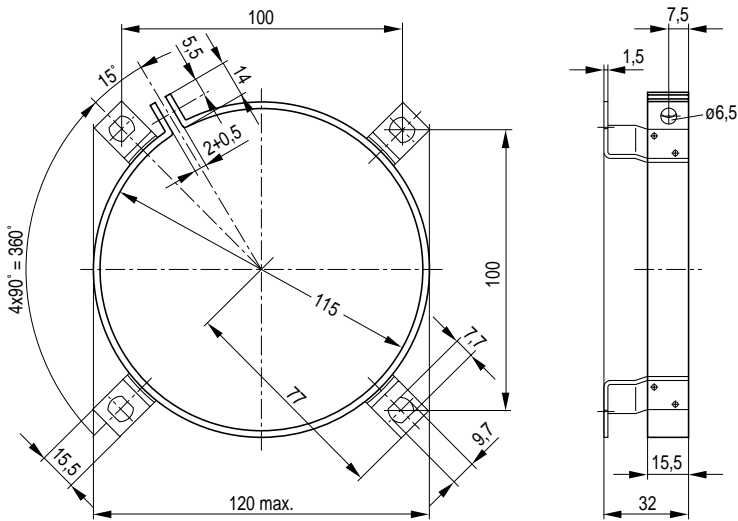
Mounting parts

Ring clamp

For mounting tubular-case capacitors with a nominal diameter of 116 mm.

The cylindrical screw M6 with hex nut, used for tightening, is included in delivery.

Dimensional drawing



KLK0859-Y

Dimensions in mm

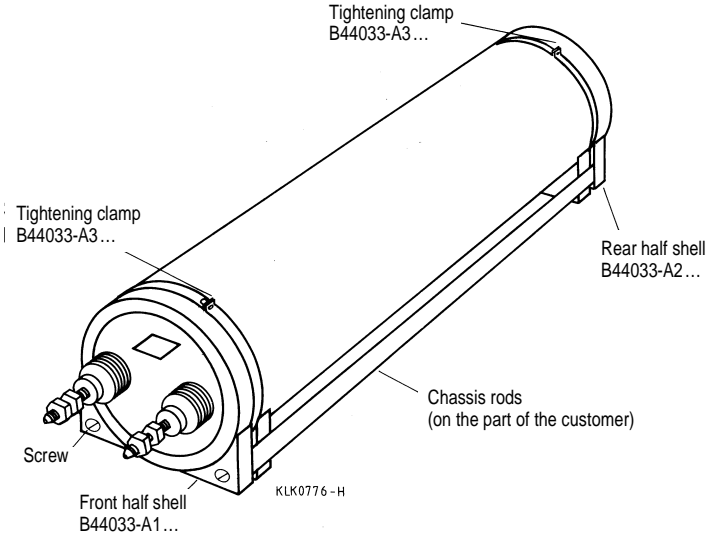
Ordering code: B44031-B115

Mounting parts

Half shells (semicircular supports) and tightening clamps

For mounting tubular capacitors 143,5 mm and 178,5 mm in diameter.

Material of the half shells: Ultramid B 3 WG 7 (35% GFR) RAL 7024 dark grey.



Mounting (horizontal fastening):

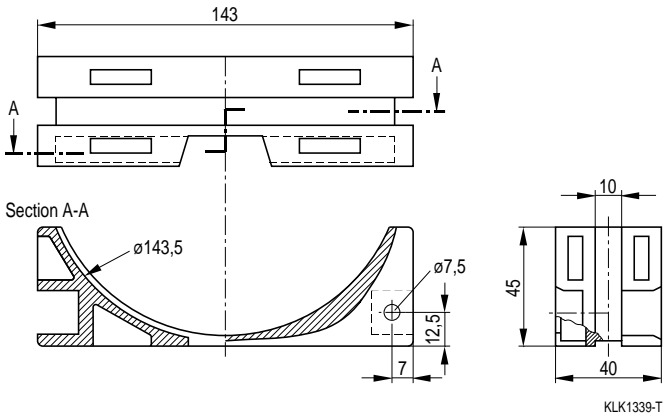
The capacitor is preassembled with the two half shells B44033-A1 ... and -A2 ... using the tightening clamps B44033-A3 ... and then pushed onto the rods to the rear and fixed in axial direction by means of the screws.

Capacitor diameter	Ordering code		
	Front half shell with end stop	Rear half shell without end stop	Tightening clamp
143,5	B44033-A1143	B44033-A2143	B44033-A3143
178,5	B44033-A1178	B44033-A2178	B44033-A3178

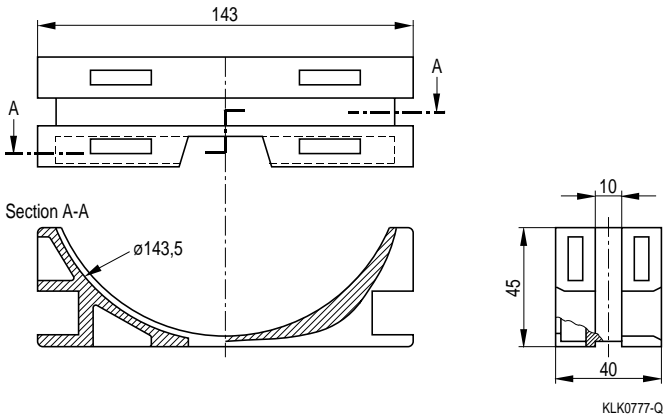
Mounting parts

Half shells for capacitors 143,5 mm in diameter:

Front half shell with end stop



Rear half shell without end stop

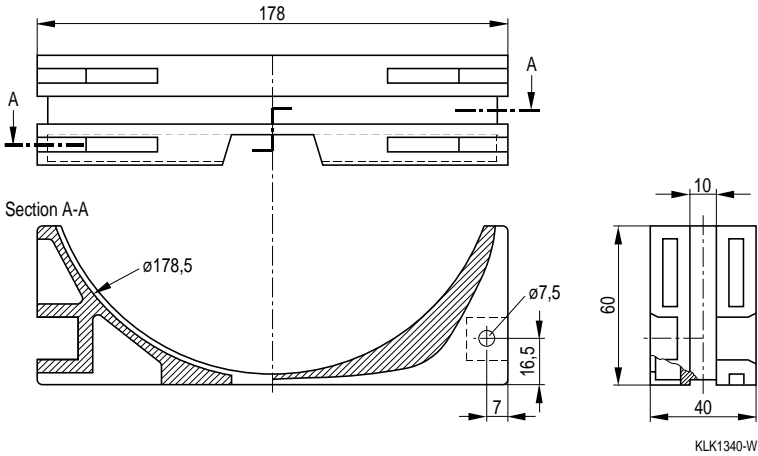


Dimensions in mm

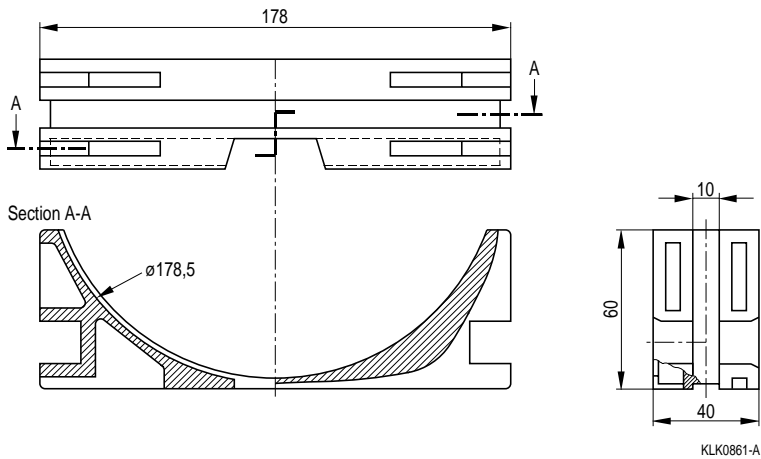
Mounting parts

Half shells for capacitors 178,5 mm in diameter:

Front half shell with end stop



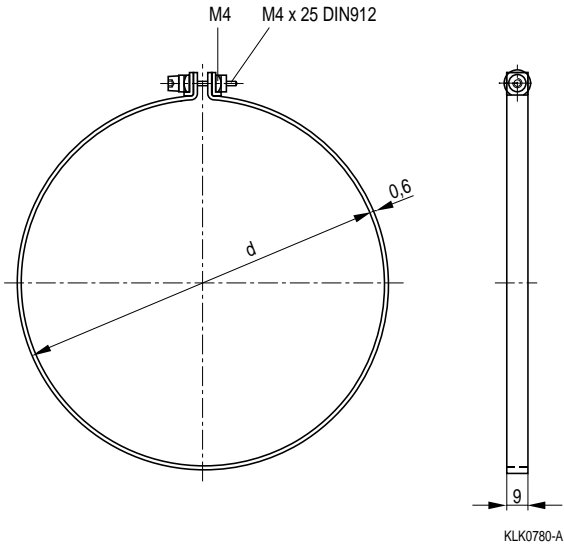
Rear half shell without end stop



Dimensions in mm

Mounting parts

Tightening clamp:



Dimensions in mm

Mounting parts

Retainers for upright mounting

For fastening capacitors 178 mm in diameter.

The retainers consist of a fastening plate with associated clamping ring (both made of UV-resistant plastic).

Universally suitable for mounting individual capacitors or for setting up capacitor banks.

Two of these retainers are required for each capacitor.

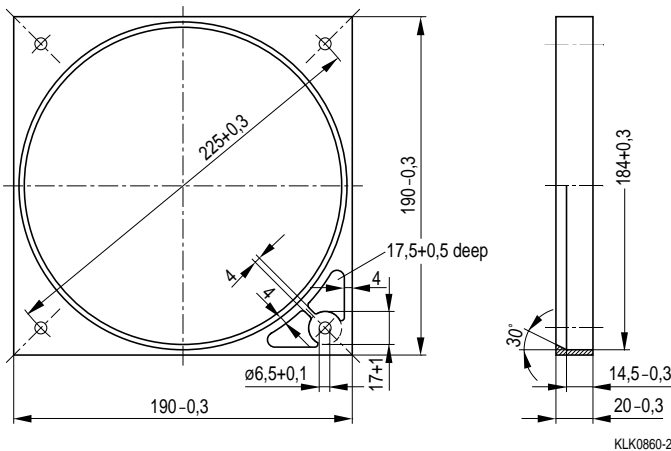


Fastening plate with inserted clamping ring

Ordering codes

Fastening plate	B44033-A4178
Clamping ring	B44033-A5178

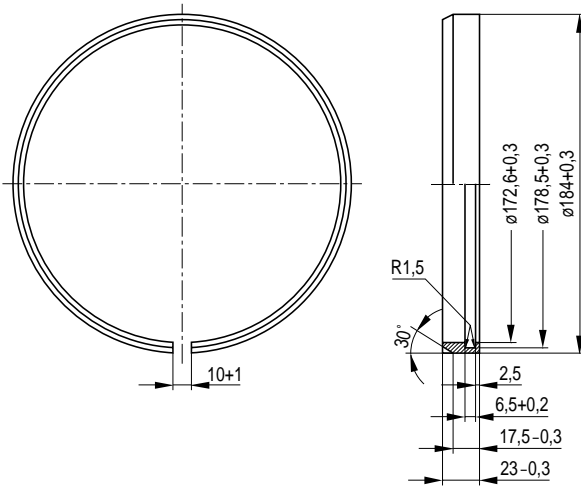
Fastening plate:



Dimensions in mm

Mounting parts

Clamping ring:



KLK0779-7

Dimensions in mm

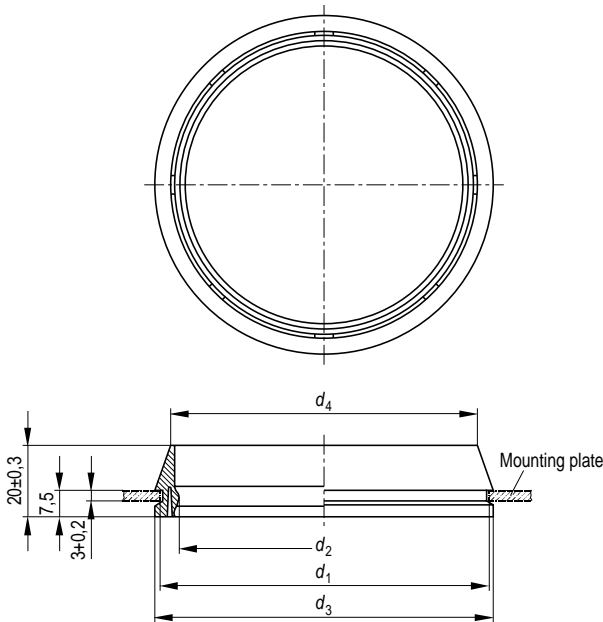
Mounting parts

Retaining rings for use on mounting plates

For capacitors 64 to 121 mm in diameter.

Material: UV-resistant plastic

The threaded stud at the case bottom is used as second fixing point. When mounting it must be ensured that the retaining ring lies below the case crimp. The position of the crimp is indicated on the individual data sheets.



KLK0778-Y

Dimensions in mm

Capacitor diameter	$d_1 \pm 0,2$ (mounting plate)	$d_2 + 0,5$	$d_3 + 0,5$	$d_4 + 0,5$	Ordering code
mm	mm				
64	70	59	74	64	B44033-A60
79	85	74	89	79	B44033-A75
89	95	84	99	89	B44033-A85
99	105	94	109	99	B44033-A95
121	126	115	130	120	B44033-A116

Insulating parts

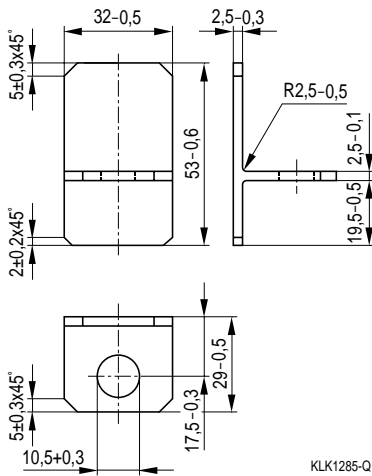
For increasing the clearance of capacitors with screw terminals M10; minimum distance between the terminals: 35 mm.

Suitable for case types B 25 834-+*****-K4 and
B 25 838-+*****-K4.

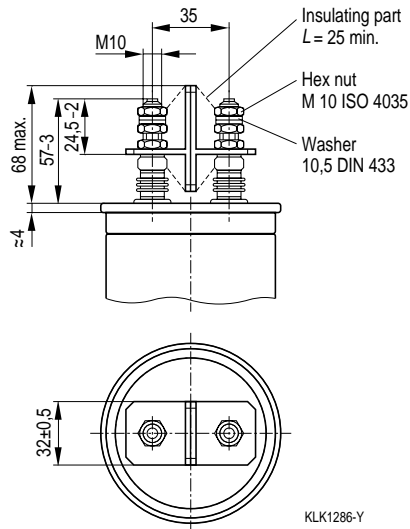
The insulating parts are made of polyamide.

With the aid of these insulating parts a given clearance of $L = 13$ mm can be increased to a clearance of $L = 25$ mm. Two insulating parts are required for each capacitor.

Insulating part



Application example



Dimensions in mm

Ordering code: B25901-A1
(Ordering code per piece, 2 are required)