

SMD Varistors

Monolithic; Telecom Series

SMD

Construction

- Cylindrical varistor element, encapsulated
- Encapsulation: thermoplast, flame-retardant to UL 94 V-0
- Termination: tinned copper alloy

Features

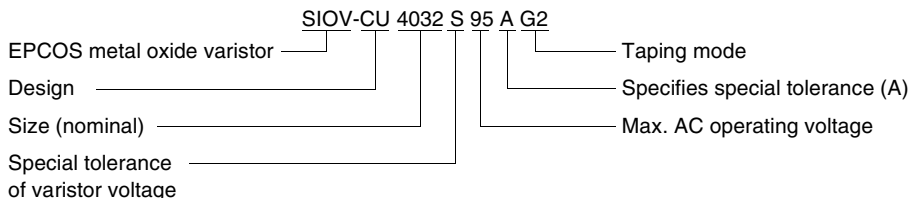
- Suitable for handling the increased surge voltage of 2 kV according to the directives of Germany's telecom administration
- Suitable for handling the surge current of the 10/700 μ s pulse to ITU-T and IEC 61000-4-5
- Matched to line conditions with or without superimposed ringing voltage
- Electrical equivalents to leaded telecom types
- Good solderability
- PSpice models

Taping

- Supply on 8/12-mm tape, for tape dimensions see pages 154/155, for reel dimensions and packing units see page 157, chapter "SMD Varistors: Taping"

Type designation


Detailed description of coding system on page 39, chapter "General Technical Information"



General technical data

Climatic category	40/85/56	in accordance with IEC 60068-1
LCT	– 40 °C	
UCT	+ 85 °C	
Damp heat, steady state (93 % r.h., 40 °C)	56 days	in accordance with IEC 60068-2-3
Operating temperature	– 40 ... + 85 °C	in accordance with CECC 42 000
Storage temperature	– 40 ... + 125 °C	
Electric strength	≥ 2,5 kV	in accordance with CECC 42 000
Insulation resistance	≥ 1,0 G Ω	in accordance with CECC 42 000
Response time	< 10 ns	
Solderability	235 °C, 2 s	in accordance with IEC 60068-2-58
Resistance to soldering heat	260 °C, 10 s	in accordance with IEC 60068-2-20

Note: Consult EPCOS for consultancy if solvents on water-base are used for cleaning.

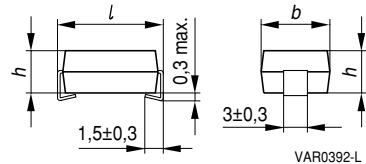
SMD Varistors
Monolithic; Telecom Series

Maximum ratings ($T_A = 85\text{ }^\circ\text{C}$)

Type	Ordering code	V_{RMS} V	V_{DC} V	i ($10 \times$ 10/700 μs A ¹⁾)	i_{max} 8/20 μs A	W_{max} (2 ms) J	P_{max} W
SIOV-							
CU4032S60AG2	B72660M0600S172	60	85	45	1200	4,8	0,25
CU4032S95AG2	B72660M0950S172	95	125	45	1200	7,6	0,25

Characteristics ($T_A = 25\text{ }^\circ\text{C}$)

Type	V_V (1 mA) V	ΔV_V (1 mA) %	Max. clamping voltage		C_{typ} (1 kHz) pF	Derating curve Page	V/I char- acteristic Page
			v V	i A ¹⁾			
SIOV-							
CU4032S60AG2	100	+18/-1	200	45	480	247	280
CU4032S95AG2	150	+10/-2	270	45	260	247	280

Note: In addition to the telecom varistors listed above, all varistors of the standard series can be used for telecom applications if the selection criteria are considered.

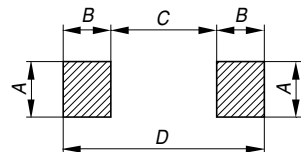


Weight: CU4032: approx. 0,8 g

Dimensions

Type	l mm	b mm	h mm
SIOV-CU4032S60...95	$10,2 \pm 0,3$	$8,0 \pm 0,3$	$3,2 \pm 0,3$

Termination: tinned copper alloy



VAR0391-D

Recommended solder pad layout

Type	A mm	B mm	C mm	D mm
SIOV-CU4032S60...95	3,5	2,8	6,5	12,1

1) The test circuit according to figure 44 in chapter "Applications" yields a surge current amplitude of approx. 45 A.

Herausgegeben von EPCOS AG

Unternehmenskommunikation, Postfach 80 17 09, 81617 München, DEUTSCHLAND

☎ ++49 89 636 09, FAX (0 89) 636-2 26 89

© EPCOS AG 2002. Vervielfältigung, Veröffentlichung, Verbreitung und Verwertung dieser Broschüre und ihres Inhalts ohne ausdrückliche Genehmigung der EPCOS AG nicht gestattet.

Bestellungen unterliegen den vom ZVEI empfohlenen Allgemeinen Lieferbedingungen für Erzeugnisse und Leistungen der Elektroindustrie, soweit nichts anderes vereinbart wird.

Diese Broschüre ersetzt die vorige Ausgabe.

Fragen über Technik, Preise und Liefermöglichkeiten richten Sie bitte an den Ihnen nächstgelegenen Vertrieb der EPCOS AG oder an unsere Vertriebsgesellschaften im Ausland. Bauelemente können aufgrund technischer Erfordernisse Gefahrstoffe enthalten. Auskünfte darüber bitten wir unter Angabe des betreffenden Typs ebenfalls über die zuständige Vertriebsgesellschaft einzuholen.

Published by EPCOS AG

Corporate Communications, P.O. Box 80 17 09, 81617 Munich, GERMANY

☎ ++49 89 636 09, FAX (0 89) 636-2 26 89

© EPCOS AG 2002. Reproduction, publication and dissemination of this brochure and the information contained therein without EPCOS' prior express consent is prohibited.

Purchase orders are subject to the General Conditions for the Supply of Products and Services of the Electrical and Electronics Industry recommended by the ZVEI (German Electrical and Electronic Manufacturers' Association), unless otherwise agreed.

This brochure replaces the previous edition.

For questions on technology, prices and delivery please contact the Sales Offices of EPCOS AG or the international Representatives.

Due to technical requirements components may contain dangerous substances. For information on the type in question please also contact one of our Sales Offices.