



SAW Filters for Infrastructure Systems

Series/Type: **B3850**

The following products presented in this data sheet are being withdrawn.

Ordering Code	Substitute Product	Date of Withdrawal	Deadline Last Orders	Last Shipments
B39121B3850H510		2011-07-15	2011-12-31	2012-03-31

For further information please contact your nearest EPCOS sales office, which will also support you in selecting a suitable substitute. The addresses of our worldwide sales network are presented at www.epcos.com/sales.



SAW Components

B3850

Low-Loss Filter

125,00 MHz

Data Sheet

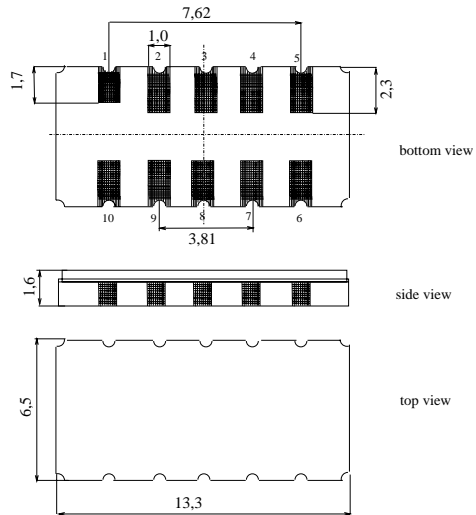
Ceramic package DCC12A

Features

- Low-loss IF filter for GSM EDGE base station
- Usable bandwidth 400 kHz
- Very low group delay ripple
- Temperature stable
- Ceramic SMD package

Terminals

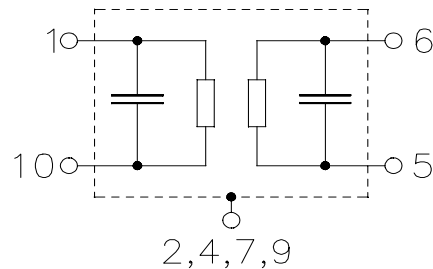
- Gold plated



Dimensions in mm, approx. weight 0,4 g

Pin configuration

- | | |
|------------|---------------|
| 10 | Input |
| 1 | Input ground |
| 5 | Output |
| 6 | Output ground |
| 3, 8 | Ground |
| 2, 4, 7, 9 | Case ground |



Type	Ordering code	Marking and Package according to	Packing according to
B3850	B39121-B3850-H510	C61157-A7-A94	F61074-V8131-Z000

Electrostatic Sensitive Device (ESD)

Maximum ratings

Operable temperature range	T	-40 / +85	°C
Storage temperature range	T_{stg}	-40 / +85	°C
DC voltage	V_{DC}	1,2	V
Source power	P_s	10	dBm


SAW Components
B3850
Low-Loss Filter
125,00 MHz
Data Sheet
Characteristics

Operating temperature range: $T = -10 \dots 85 \text{ }^\circ\text{C}$
 Terminating source impedance: $Z_S = 50 \text{ } \Omega$ and matching network
 Terminating load impedance: $Z_L = 50 \text{ } \Omega$ and matching network

		min.	typ.	max.		
Nominal frequency	f_N	—	125,0	—	MHz	
Minimum insertion attenuation	α_{\min}	—	6,2	7,0	dB	
Pass bandwidth	$\alpha_{\text{rel}} \leq 1,0 \text{ dB}$	$B_{1\text{dB}}$	400	560	—	kHz
	$\alpha_{\text{rel}} \leq 3,0 \text{ dB}$	$B_{3\text{dB}}$	—	840	—	kHz
Amplitude ripple (peak to adjacent valley)	$f_N \pm 200 \text{ kHz}$	—	0,1	—	dB	
Amplitude variation (p-p)	$f_N \pm 200 \text{ kHz}$	$\Delta\alpha$	—	0,6	1,0	dB
Absolute group delay	@ f_N	τ	0,7	1,1	1,7	μs
Group delay ripple (p-p)	$f_N \pm 200 \text{ kHz}$	$\Delta\tau$	—	70	120	ns
Relative attenuation (relative to α_{\min})		α_{rel}				
$f_N \pm 0,4 \text{ MHz}$... $f_N \pm 0,6 \text{ MHz}$		0	2	—	dB	
$f_N \pm 0,6 \text{ MHz}$... $f_N \pm 1,2 \text{ MHz}$		8	10	—	dB	
$f_N \pm 1,2 \text{ MHz}$... $f_N \pm 1,8 \text{ MHz}$		20	30	—	dB	
$f_N \pm 1,8 \text{ MHz}$... $f_N \pm 3,4 \text{ MHz}$		25	40	—	dB	
$f_N \pm 3,4 \text{ MHz}$... $f_N \pm 6,5 \text{ MHz}$		34	50	—	dB	
$f_N \pm 6,5 \text{ MHz}$... $f_N \pm 9,5 \text{ MHz}$		40	50	—	dB	
$f_N \pm 9,5 \text{ MHz}$... $f_N \pm 17,0 \text{ MHz}$		43	60	—	dB	
10,0 MHz ... $f_N - 17,0 \text{ MHz}$		55	60	—	dB	
$f_N + 17,0 \text{ MHz}$... 450,0 MHz ¹⁾		55	60	—	dB	
VSWR (Input and output in pass band)		—	2,0	2,3		



SAW Components	B3850
Low-Loss Filter	125,00 MHz

Data Sheet

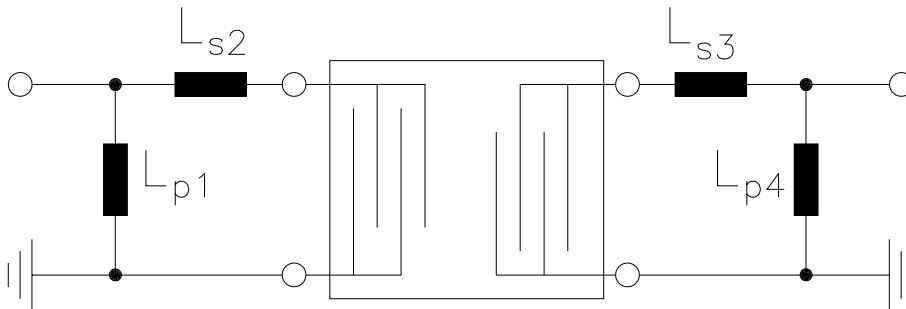
		min.	typ.	max.	
Temperature coefficient of frequency ²⁾	TC_f	—	- 0,036	—	ppm/K ²
Turnover temperature	T_0	—	50	—	°C

1) Narrowband responses (typ. 40 dB) at 202 MHz, 228 MHz, 250 MHz, and at 375 MHz

2) Temperature dependance of f_c : $f_c(T_A) = f_c(T_0)(1 + TC_f(T_A - T_0)^2)$

Matching network to 50 Ω

(Element values depend upon PCB layout)



$$L_{p1} = 33 \text{ nH}$$

$$L_{s2} = 68 \text{ nH}$$

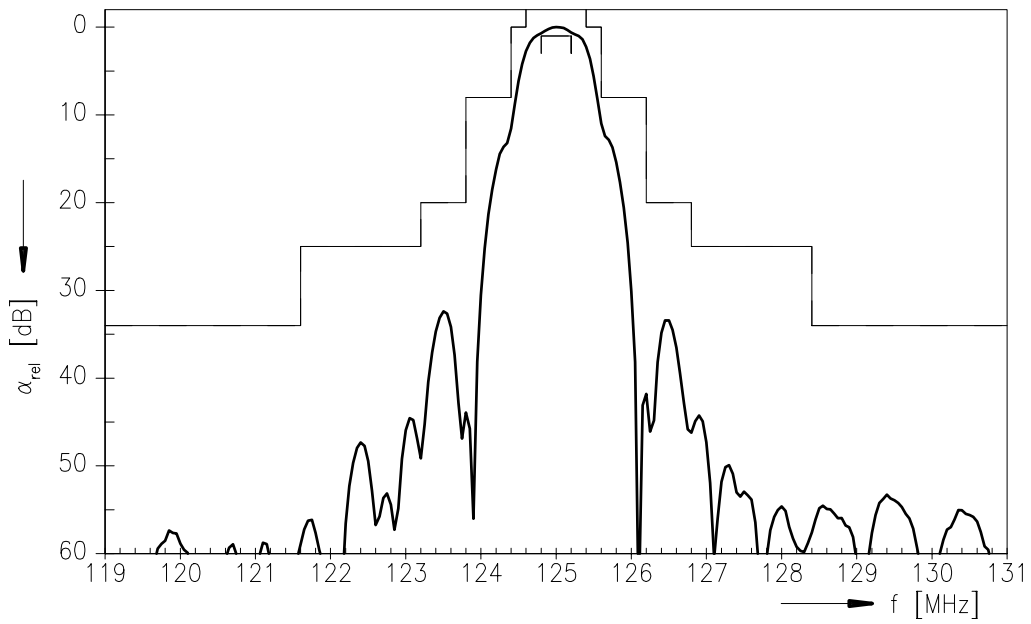
$$L_{s3} = 56 \text{ nH}$$

$$L_{p4} = 27 \text{ nH}$$

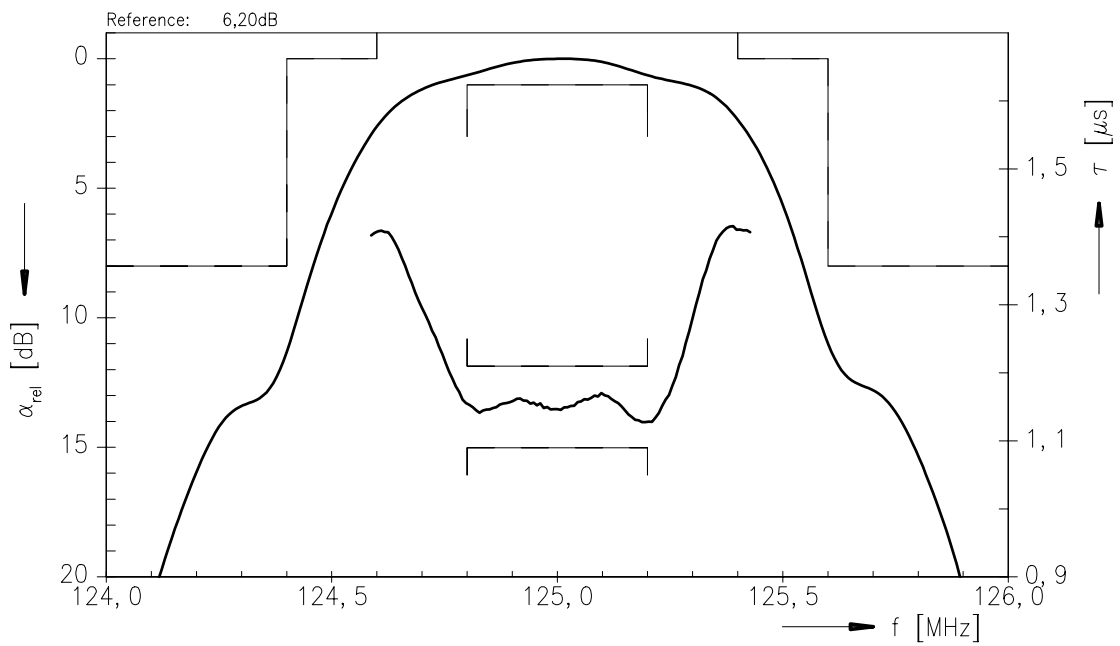


Data Sheet

Normalized frequency response



Normalized frequency response (pass band)





SAW Components

B3850

Low-Loss Filter

125,00 MHz

Data Sheet

Published by EPCOS AG

Surface Acoustic Wave Components Division, SAW MC IS

P.O. Box 80 17 09, 81617 Munich, GERMANY

© EPCOS AG 2002. Reproduction, publication and dissemination of this brochure and the information contained therein without EPCOS' prior express consent is prohibited.

Purchase orders are subject to the General Conditions for the Supply of Products and Services of the Electrical and Electronics Industry recommended by the ZVEI (German Electrical and Electronic Manufacturers' Association), unless otherwise agreed.

This brochure replaces the previous edition.

For questions on technology, prices and delivery please contact the Sales Offices of EPCOS AG or the international Representatives.

Due to technical requirements components may contain dangerous substances. For information on the type in question please also contact one of our Sales Offices.